

A Parent Guide to using Seesaw

Seesaw is a digital tool that allows pupils, teachers and parents to create, reflect, share and collaborate.

Step 1—How do I log onto Seesaw?

- 1) Download the Seesaw app or search app.seesaw.me (phone, tablet, computer)
- 2) Select 'I'm a Student'
- 3) Scan QR Code or type in the TEXT CODE which is on the letter from school (16 digits)
- 4) Remember, this code is like a password. Keep it safe




Step 2—What does the Seesaw interface look like?

- 1) Journal—Click here to see posts from your child's teacher. Activities that have been completed will be displayed here (Like a news feed). Pupils can post questions or share extra learning by clicking the green 'Add' button
- 2) Activities—Learning tasks are posted in this tab
- 3) Inbox—Teachers will post messages to the whole class or individuals via this tab




Step 3—Journal—How to post onto the journal?

- 1) Tap the journal tab and click the green 'Add' button
- 2) Choose one of the options (photo, drawing, video, upload, note, link)
- 3) Click the green tick to add to journal
- 4) Wait for a response!



Step 4—What do the options do?

- 1) Photo—Take a picture of your work
- 2) Drawing—Create digital artwork
- 3) Video—Record a video
- 4) File—Add a file
- 5) Note—Write or publish text notes
- 6) Link—Add a link to a website



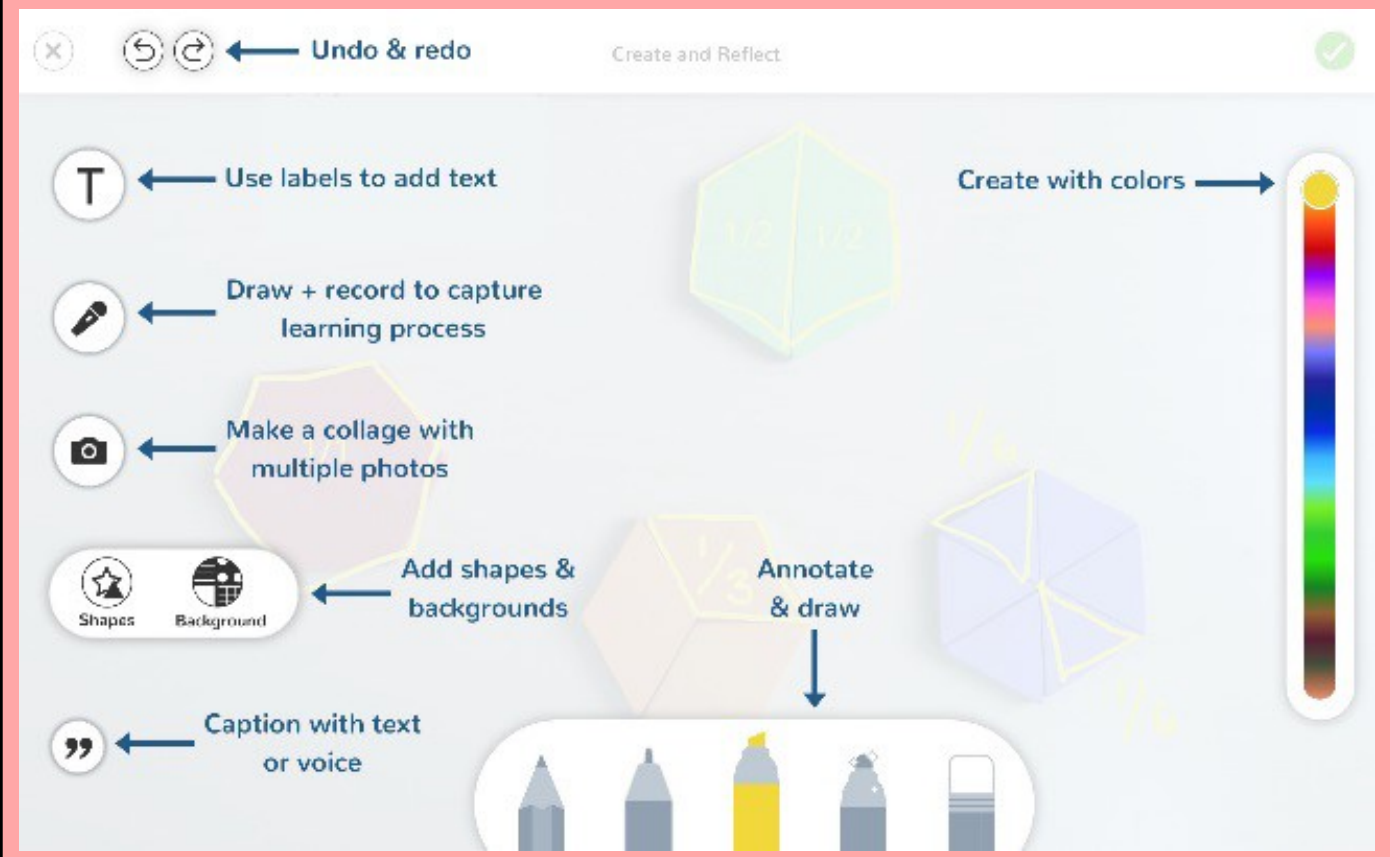
Step 5—Activities—How to respond to an activity?

- 1) Tap the activities tab
- 2) You will see a list of any activities that your child has been assigned
- 3) Read the instructions
- 4) Click 'Add Response' and choose one of the options
- 5) Respond to the activity and click the green tick when finished

+ Add response




Step 6—What tools can I use when I click 'Drawing'?



Step 7—What feedback will my child receive?

Your child's learning will be acknowledged in different ways. Your teacher may 'like' a piece of work, provide a written response or record a voice note for you to listen to. All feedback will appear in the journal tab.



Step 8—Further help and support:

Speak to a member of staff at St Mary's Catholic Primary School or visit help.seesaw.me.