

DAYS
OF FUN

**IDEAS FOR LEARNING AT HOME THAT ARE
FUN!**

DEAR PARENTS/CARERS

We know that the coming weeks and months are going to be challenging. At St Mary's we want to support you the best we can.

If your child is staying at home with you, there will be work set by the class teachers but this is an additional support for having some home fun. If you would like to share any of your creative learning from home, please post on our Facebook. It is important now more than ever to pull together as a community.

Mrs O'Connor

DEN BUILDING



- There is probably not a single child between 1 and 10 who doesn't like to build and play in dens or caves.
- Children's imaginations go wild with this activity. From planning the build - what will they use to make their den? Can they gather the materials themselves? - to playing inside of it, each step is an absolute pleasure. Hopefully they'll be inspired to come up with exciting, fun-filled role play, or simply enjoy a change the scene and play with their toys 'hidden away' in their cave.
- The easiest way to create a stable den is through using a blanket or bed sheet and cover a table or some other furniture moved together. You can create quite a spacious den using four chairs arranged in a square with the blanket placed over the back rests. Add few cushions added into the cave and your kids will have a great time for sure.



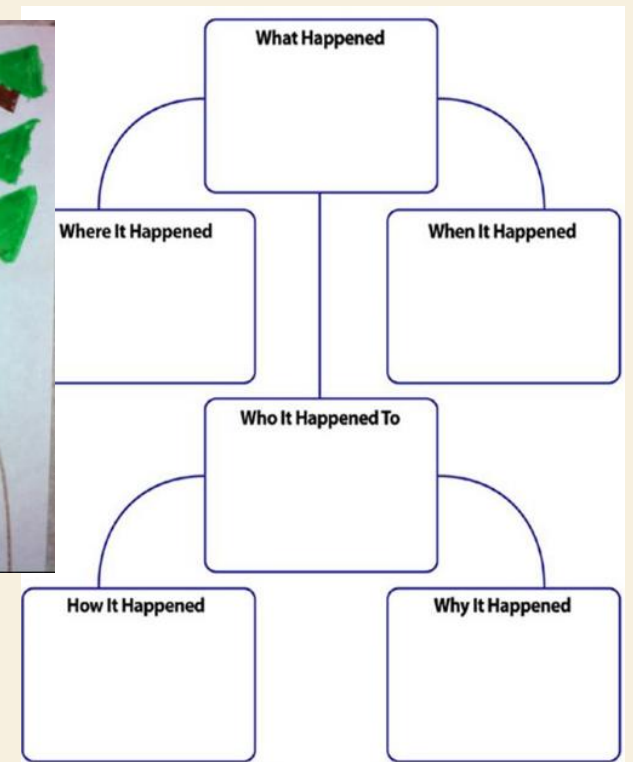
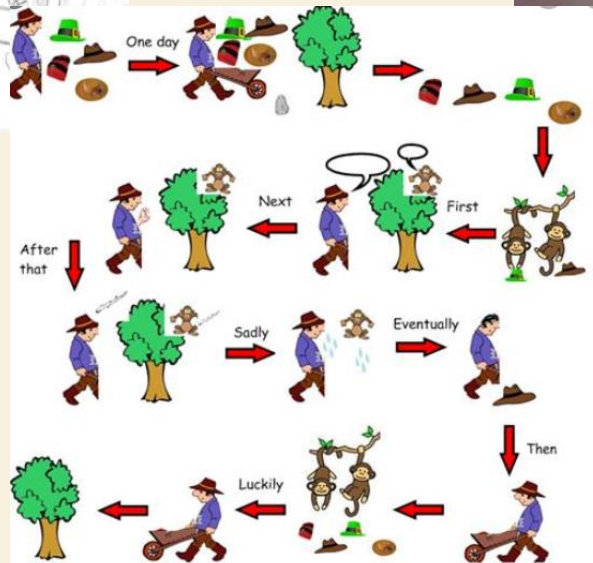


STORY STONES



- Painting stones is a way to allow your children's imagination to run. They can be made into characters or lovely pictures.
- Story stones are pictures painted onto smooth pebbles, used as an aid in storytelling - they can either represent a known story to be placed in order, or they can be a varied selection of images that prompt children to create their own stories.

STORY MAPS

A story map is a way of using a picture or shapes to help children learn the elements of a book or story. By identifying story characters, plot, setting, problem and solution, students read carefully to learn the details



ROLE PLAY



Make believe play
and drama



COOKING



- Cooking doesn't need to be complicated with children. Keep it simple and get them involved with as much of the process as possible. Get them to wash their hands!
- Aprons can be made with tea towels and pegs!



SCIENCE EXPERIMENTS

- <https://www.thoughtco.com/safe-science-experiments-604178>



GARDENING

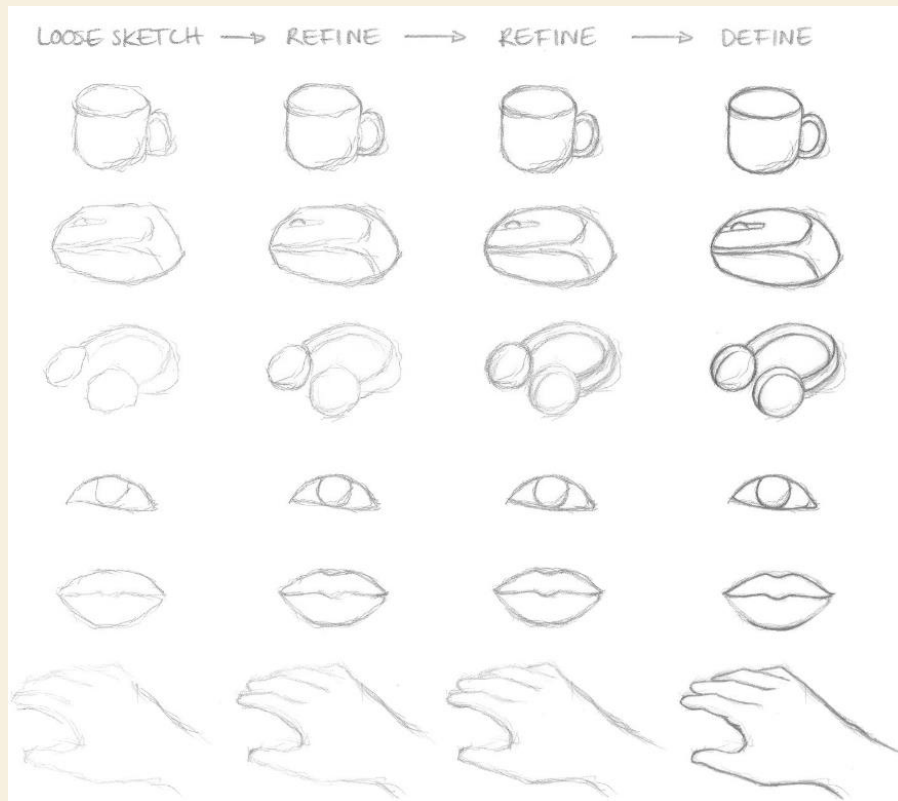
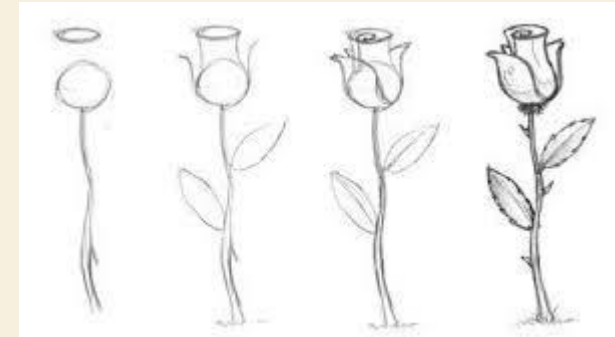
- Create garden friends
- Plant herbs and vegetables
- Mini-beast hunt
- Make a bug hotel
- Play outside!
- Dig out the weeds with a little trowel



SKETCHING AND DRAWING

KS1 online support for drawing

<https://www.bbc.co.uk/bitesize/topics/z83bkqt/resources/>



KS2 Online support for sketching

- <https://rapidfireart.com/2017/04/06/lesson-1-how-to-sketch/>
- https://www.google.com/search?rlz=1C1GCEA_enGB870GB872&q=drawing+and+sketching+for+beginners&sa=X&ved=2ahUKewijysHltaboAhVRfMAKHQEObj8QIQloAnoECAwQAw&biw=1707&bih=803&dpr=1.13&safe=active&ssui=on#kpvalbx=_7IVzXv76lZKhgAacvK2ACQ36

LEARNING AND PLAYING OUTSIDE



Mowing a design into long grass

Part of [Art and Design](#) | [Drawing](#)

Duration 03:56



TREASURE HUNTS

Create a map of your home and hide small items around it. Mark each piece of hidden treasure on the map. Explain the map to your little one and offer your support for the hunting game in case they need it.

If your kids are older you can use word cards describing a place where you have hidden an item. For example: "I am cold and make a 'bing bing' noise if left open". The answer is the fridge, of course. Or possibly an emergency escape hatch. Kids love this combination of a quiz and hunt. It's hard not to get in on the fun, too.

Even once they've found all the treasure, why not get them to organise their own hunt? They can draw their own map or come up with their own cryptic questions to send you on a great search.



House Scavenger Hunt

- Find something that begins with the letter "a"
- Find something that is blue
- Find something that is round
- Find something that has wheels
- Find something that begins with the letter "b"
- Find something that is orange
- Find something you can eat
- Find something you can wear
- Find something that begins with the letter "c"
- Find something that is soft
- Find something that floats
- Find something that is smaller than a penny
- Find something that begins with the letter "d"
- Find something that is yellow
- Find something that is sharp
- Find a rubber band
- Find something that begins with the letter "e"
- Find a paperclip
- Find a post-it
- Find a battery
- Find something that begins with the letter "f"
- Find an American coin
- Find a Non-American coin
- Find a magazine
- Find something that begins with the letter "g"

SING-A-LONG

- Some things never change
- <https://www.youtube.com/watch?v=nVW9QOleqQg>

- This is me
- <https://www.youtube.com/watch?v=zgyoKX5oW3E>

- Lean on me
- <https://www.youtube.com/watch?v=BZdmEFO7gBY&vl=en>

- Rather be
- <https://www.youtube.com/watch?v=ZtUJNhKbbx4>

- Wake me up
- <https://www.youtube.com/watch?v=yVjjuOqMQlw>

